


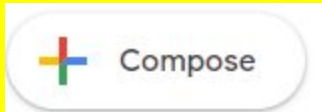
PVUSD Student Apps on Chromebooks

From any device - Easiest method is to sign-in to the Google Chrome Browser with your PVUSD Student Account



Location: Taskbar
Log-in: Student email and password

To Compose a new email click on





When you want to answer or comment back to an email someone sent you, click on either the arrow, or for more options the three vertical dots.



Look for Google Calendar

invites to Zoom here. (See Student Apps in Clever)



Google Classrooms
Codes to Join: Look in your Aeries Portal to link to your classes.

Location: Taskbar or Clever-Student Apps
Log-in: Student email and password




Location: Clever-Student App

Log-in: Student Google email and password.



Location: Clever-Student App
Log-in: 760-###-#### and password sent to your Student Gmail.



Location: Click on the link in you calendar invite click on the circle on your taskbar to open Zoom log-in. Manually enter the meeting code.

You need to use your First and last name for your screen name for attendance purposes.